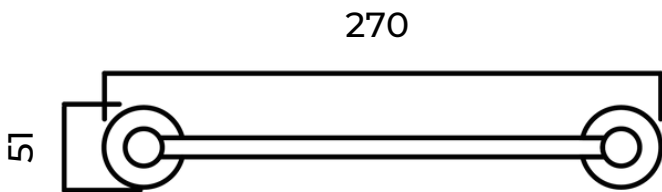


SHOWER/UTILITY SHELF 320MM


SPECIFICATIONS



Fully concealed fixings	Secure 4 point fixing system
-------------------------	------------------------------


Available Finishes

Brushed Nickel (PVD)




S32-BN

Brushed Gold (PVD)




S32-BG

Matte Black

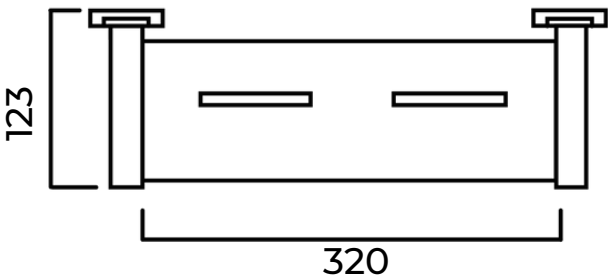


S32-MB

Chrome



S32-C



INSTALLATION NOTES:

Remove cover plate by twisting and pulling back. Screws & plugs supplied are for timber or masonry fixing. Use toggle bolts for plaster or cavity walls, (Not provided). There are four fixing points but two should be adequate, we recommend always using top and bottom fixing points.

